

Model 3471-ALB
24-bit Isolated Input Gate
INSTRUCTION MANUAL

February, 1987

©1975, 1977, 1980, 1981, 1982, 1983, 1984, 1986, 1987
Copyright by
KineticSystems Corporation
Lockport, Illinois
All rights reserved

SPECIAL OPTION

Model 3471-S003

July 1981

Model 3471-S003

Special Option

Model 3471-S003

The 3471-S003 is a 3473-A1B with no input filter.

2 July 1981

24-bit Isolated Input Gate

Provides optical isolation with 12 V dc to 120 V ac options

3471

Features

- 24-bit voltage sense
- Optical isolation
- 120 VAC input
- 12, 24, and 48 VDC input available
- 100 millisecond filter
- Versatile multipurpose input

Typical Applications

- Contact sense
- Data input
- Level detectors
- Alarms
- Manual switch entry
- Pressure switches
- Auxiliary contacts

General Description *(Product specifications and descriptions in this document subject to change without notice.)*

The 3471 is a single-width CAMAC module providing 24 individually isolated contact sense circuits. The sense circuit detects the presence or absence of voltage at its terminals and is suitable for sensing such remote process contact closures as limit switches, machine tool relay contacts, pressure switches, manual switches, and mercury-wetted contacts. Four voltage options are available: 12 VDC, 24 VDC, 48 VDC, and 120 VAC.

Input isolation is achieved by using LED/phototransistor optical isolators. Each circuit is a floating two-wire circuit with common-mode voltage isolation greater than 500 volts. Each option has 24 circuits with identical input voltage ratings, and the switching threshold is approximately one half the rated input voltage. Each input circuit draws between five and ten milliamperes.


The logic convention is such that a contact closure (input voltage present) is interpreted as a logical "1".

Each input is conditioned by filtering after the optical isolator. The filter time constant is 100 milliseconds. Other time constant options are available by special order.

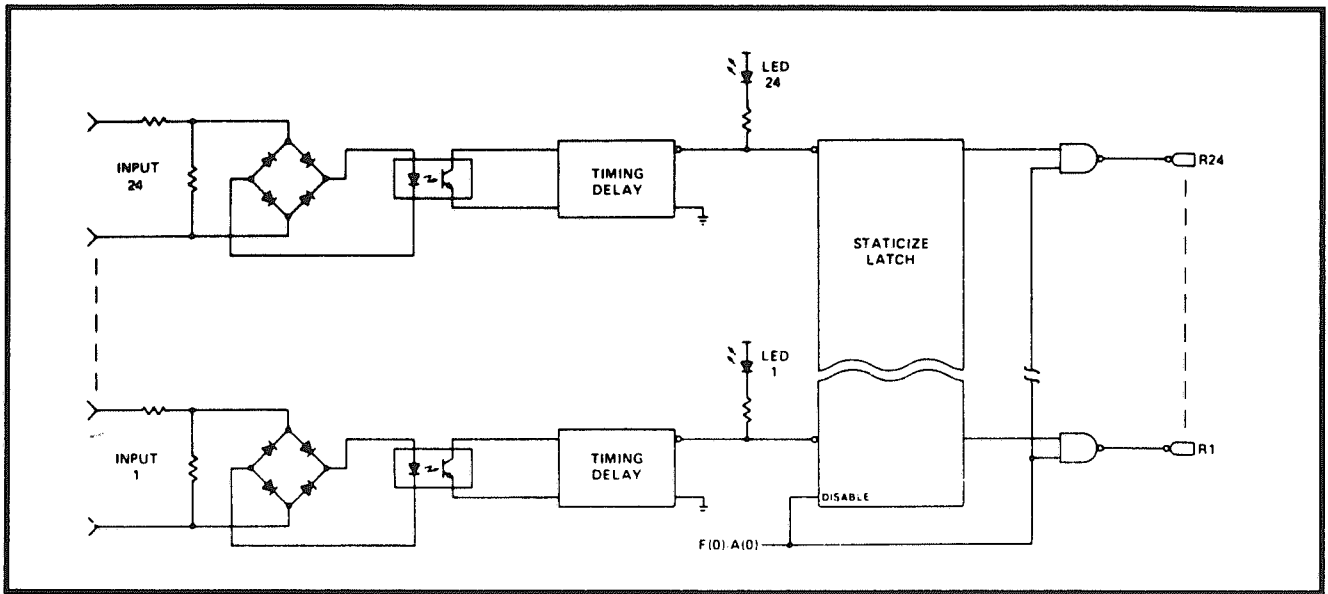
Function Codes

Command	Q	Action
F(0)-A(0) RD1	1	Reads the current state of the inputs.
F(1)-A(15) RD2	1	Reads the module identifying number (3471 = 6617 ₈).

Note: X = 1 for all valid addressed commands.



Simplified Block Diagram



Power Requirements

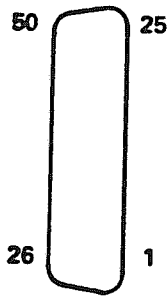
+6 volts: 450 mA

Ordering Information

- Model 3471-A1A** Isolated Input Gate, 120 Vac, 24 bits, 50S Amphenol Ribbon connector
- Model 3471-A1B** Isolated Input Gate, 48 Vdc, 24 bits, 50S Amphenol Ribbon connector
- Model 3471-A1C** Isolated Input Gate, 24 Vdc, 24 bits, 50S Amphenol Ribbon connector
- Model 3471-A1D** Isolated Input Gate, 12 Vdc, 24 bits, 50S Amphenol Ribbon connector
- Model 3471-A1E** Isolated Input Gate, contact input, 24 bits, 50S Amphenol Ribbon connector

Related Products

- Model 5950-Z1A Mating Connector
- Model 1850-A1D Rack Termination Panel



Socket/Wire List

50 SOCKET RIBBON CONN.

SOCKET NO.

50	_____
49	Input Signal 24B
48	23B
47	22B
46	21B
45	20B
44	19B
43	18B
42	17B
41	16B
40	15B
39	14B
38	13B
37	12B
36	11B
35	10B
34	9B
33	8B
32	7B
31	6B
30	5B
29	4B
28	3B
27	2B
26	1B

SOCKET NO.

25	_____
24	Input Signal 24A
23	23A
22	22A
21	21A
20	20A
19	19A
18	18A
17	17A
16	16A
15	15A
14	14A
13	13A
12	12A
11	11A
10	10A
9	9A
8	8A
7	7A
6	6A
5	5A
4	4A
3	3A
2	2A
1	1A

50 CONDUCTOR

(26 Pair)

EXTERNAL CABLE COLOR CODE

Conn. No.	Pair	Color
26	1	W-Bl
1		Bl-W
27	2	W-O
2		O-W
28	3	W-G
3		G-W
29	4	W-Br
4		Br-W
30	5	W-Sl
5		Sl-W
31	6	R-Bl
6		Bl-R
32	7	R-O
7		O-R
33	8	R-G
8		G-R
34	9	R-Br
9		Br-R
35	10	R-Sl
10		Sl-R
36	11	Bk-Bl
11		Bl-Bk
37	12	Bk-O
12		O-Bk

38	13	Bk-G
13		G-Bk
39	14	Bk-Br
14		Br-Bk
40	15	Bk-Sl
15		Sl-Bk
41	16	Y-Bl
16		Bl-Y
42	17	Y-O
17		O-Y
43	18	Y-G
18		G-Y
44	19	Y-Br
19		Br-Y
45	20	Y-Sl
20		Sl-Y
46	21	V-Bl
21		Bl-V
47	22	V-O
22		O-V
48	23	V-G
23		G-V
49	24	V-Br
24		Br-V
50	25	V-Sl
25		Sl-V

WARRANTY

KineticSystems Company, LLC warrants its standard hardware products to be free of defects in workmanship and materials for a period of one year from the date of shipment to the original end user. Software products manufactured by KineticSystems are warranted to conform to the Software Product Description (SPD) applicable at the time of purchase for a period of ninety days from the date of shipment to the original end user. Products purchased for resale by KineticSystems carry the original equipment manufacturer's warranty.

KineticSystems will, at its option, either repair or replace products that prove to be defective in materials or workmanship during the warranty period.

Transportation charges for shipping products to KineticSystems shall be prepaid by the purchaser, while charges for returning the repaired warranty product to the purchaser, if located in the United States, shall be paid by KineticSystems. Return shipment will be made by UPS, where available, unless the purchaser requests a premium method of shipment at their expense. The selected carrier shall not be construed to be the agent of KineticSystems, nor will KineticSystems assume any liability in connection with the services provided by the carrier.

The product warranty may vary outside the United States and does not include shipping, customs clearance, or any other charges. Consult your local authorized representative or reseller for more information regarding specific warranty coverage and shipping details.

PRODUCT SPECIFICATIONS AND DESCRIPTIONS IN THIS DOCUMENT SUBJECT TO CHANGE WITHOUT NOTICE.

KINETICSYSTEMS SPECIFICALLY MAKES NO WARRANTY OF MERCHANTABILITY OR FITNESS FOR A PARTICULAR PURPOSE OR ANY OTHER WARRANTY EITHER EXPRESSED OR IMPLIED, EXCEPT AS IS EXPRESSLY SET FORTH HEREIN. PRODUCT FAILURES CREATED BY UNAUTHORIZED MODIFICATIONS, PRODUCT MISUSE, OR IMPROPER INSTALLATION ARE NOT COVERED BY THIS WARRANTY.

THE WARRANTIES PROVIDED HEREIN ARE THE PURCHASER'S SOLE AND EXCLUSIVE REMEDIES ON ANY CLAIM OF ANY KIND FOR ANY LOSS OR DAMAGE ARISING OUT OF, CONNECTED WITH, OR RESULTING FROM THE USE, PERFORMANCE OR BREACH THEREOF, OR FROM THE DESIGN, MANUFACTURE, SALE, DELIVERY, RESALE, OR REPAIR OR USE OF ANY PRODUCTS COVERED OR FURNISHED BY KINETICSYSTEMS INCLUDING BUT NOT LIMITED TO ANY CLAIM OF NEGLIGENCE OR OTHER TORTIOUS BREACH, SHALL BE THE REPAIR OR REPLACEMENT, FOB FACTORY, AS KINETICSYSTEMS MAY ELECT, OF THE PRODUCT OR PART THEREOF GIVING RISE TO SUCH CLAIM, EXCEPT THAT KINETICSYSTEMS' LIABILITY FOR SUCH REPAIR OR REPLACEMENT SHALL IN NO EVENT EXCEED THE CONTRACT PRICE ALLOCABLE TO THE PRODUCTS OR PART THEREOF WHICH GIVES RISE TO THE CLAIM. IN NO EVENT SHALL KINETICSYSTEMS BE LIABLE FOR DIRECT, INDIRECT, SPECIAL, INCIDENTAL, OR CONSEQUENTIAL DAMAGES, INCLUDING LOSS OF PROFITS.

Products will not be accepted for credit or exchange without the prior written approval of KineticSystems. If it is necessary to return a product for repair, replacement or exchange, a Return Authorization (RA) Number must first be obtained from the Repair Service Center prior to shipping the product to KineticSystems. The following steps should be taken before returning any product:

1. Contact KineticSystems and discuss the problem with a Technical Service Engineer.
2. Obtain a Return Authorization (RA) Number.
3. Initiate a purchase order for the estimated repair charge if the product is out of warranty.
4. Include a description of the problem and your technical contact person with the product.
5. Ship the product prepaid with the RA Number marked on the outside of the package to:

KineticSystems Company, LLC
Repair Service Center
900 North State Street
Lockport, IL 60441

Telephone: (815) 838-0005
Facsimile: (815) 838-4424
Email: tech-serv@kscorp.com